



Certificate ID: **82858**

Received: **6/5/20**

Scan QR Code for authenticity



**Sunset Lake Enterprises**

**25 BREWER PKWY**


**SOUTH BURLINGTON, VT 05403-7326**

**Attn: Sam Bellavance**

Client Sample ID: **750 MG Tincture**

Lot Number: **T75020**

Matrix: **Tincture/Infused Oil - MCT Oil**

Authorization: Chris Hudalla, Chief Science Officer	Signature: 	Date: 6/17/2020
--	--	--------------------



The data contained within this report was collected in accordance with the requirements of ISO/IEC17025:2017. I attest that the information contained within the report has been reviewed for accuracy and checked against the quality control requirements for each method. These results relate only to the test article listed in this report. Reports may not be reproduced except in their entirety.






**CN: Cannabinoid Profile & Potency [WI-10-17 & WI-10-17-01]**

*Analyst: RAS*

*Test Date: 6/12/2020*

The client sample was analyzed for plant-based cannabinoids by Liquid Chromatography (LC). The collected data was compared to data collected for certified reference standards at known concentrations.

**82858-CN**

ID	Weight %	Concentration (mg/mL)	
D9-THC	0.09	0.83	
THCV	ND	ND	
CBD	2.52	23.50	
CBDV	0.02	0.21	
CBG	0.06	0.53	
CBC	0.14	1.26	
CBN	ND	ND	
THCA	ND	ND	
CBDA	<0.01	<LOQ	
CBGA	ND	ND	
D8-THC	ND	ND	
exo-THC	ND	ND	
<b>Total</b>	<b>2.84</b>	<b>26.40</b>	<b>0% Cannabinoids (wt%) 2.5%</b>
Max THC	0.09	0.83	
Max CBD	2.53	23.60	

**Ratio of Total CBD to THC 28.4:1**

Limit of Quantitation (LOQ) = 0.01 wt%

Max THC (and Max CBD) are calculated values for total cannabinoids after heating, assuming complete decarboxylation of the acid to the neutral form. It is calculated based on the weight loss of the acid group during decarboxylation: Max THC = (0.877 x THCA) + THC. This calculation does not include other cannabinoid isomers (eg. D8-THC and exo-THC). ND = None detected above the limits of detection (LOD), which is half of LOQ.

**HM: Heavy Metal Analysis [WI-10-13]**

Analyst: CJS

Test Date: 6/15/2020

This test method was performed in accordance with the requirements of ISO/IEC 17025. These results relate only to the test article listed in this report. Reports may not be reproduced except in their entirety.

**82858-HM**

Symbol	Metal	Conc. <sup>1</sup> (µg/kg)	RL	Use Limits <sup>2</sup> (µg/kg)		Status
				All	Ingestion	
As	Arsenic	ND	50	200	1500	PASS
Cd	Cadmium	ND	50	200	500	PASS
Hg	Mercury	ND	50	100	1500	PASS
Pb	Lead	ND	50	500	1000	PASS

1) ND = None detected to Lowest Limits of Detection (LLD)

2) MA Dept. of Public Health: Protocol for MMJ and MIPS, Exhibit 4(a) for all products.

3)USP exposure limits based on daily oral dosing of 1g of concentrate for a 110 lb person.

**MY: Mycotoxin Testing [WI-10-05]**

Analyst: SRL

Test Date: 6/10/2020

This test method was performed in accordance with the requirements of ISO/IEC 17025. These results relate only to the test article listed in this report. Reports may not be reproduced except in their entirety.

**82858-MY**

Test ID	Date	Results	MDL	Limits	Status*
Total Aflatoxin	6/10/2020	< MDL	2 ppb	< 20 ppb	PASS
Total Ochratoxin	6/10/2020	< MDL	3 ppb	< 20 ppb	PASS

**PST: Pesticide Analysis [WI-10-11]**

Analyst: CJR

Test Date: 6/15/2020

The client sample was analyzed for pesticides using Liquid Chromatography with Mass Spectrometric detection (LC/MS/MS). The method used for sample prep was based on the European method for pesticide analysis (EN 15662).

**82858-PST**

Analyte	CAS	Result	Units	LLD	Limits (ppb)	Status
Abamectin	71751-41-2	ND	ppb	0.20	300	PASS
Spinosad	168316-95-8	ND	ppb	0.10	3000	PASS
Pyrethrin	8003-34-7	ND	ppb	0.10	1000	PASS
Trifloxystrobin	141517-21-7	ND	ppb	0.10	30000	PASS
Spirotetramat	203313-25-1	ND	ppb	0.10	13000	PASS
Spiromesifen	283594-90-1	ND	ppb	0.10	12000	PASS
Piperonyl butoxide	51-03-6	ND	ppb	0.10	8000	PASS
Paclobutrazol	76738-62-0	ND	ppb	0.10	10	PASS
Myclobutanil	88671-89-0	ND	ppb	0.10	9000	PASS
Imidacloprid	138261-41-3	ND	ppb	0.10	3000	PASS
Imazalil	35554-44-0	ND	ppb	0.10	10	PASS
Fenoxycarb	72490-01-8	ND	ppb	0.10	10	PASS
Etoxazole	153233-91-1	ND	ppb	0.10	1500	PASS
Dichlorvos	62-73-7	ND	ppb	3.00	10	PASS
Cyfluthrin	68359-37-5	ND	ppb	0.50	1000	PASS
Bifenthrin	82657-04-3	ND	ppb	0.20	500	PASS
Bifenazate	149877-41-8	ND	ppb	0.10	5000	PASS
Azoxystrobin	131860-33-8	ND	ppb	0.10	40000	PASS

\* Testing limits for ingestion established by the State of California: CCR, Title 16, Division 42, Chapter 5, Section 5313. ND indicates "none detected" above the lower limit of detection (LLD). Analytes marked with (\*) indicate analytes for which no recovery was observed for a pre-spiked matrix sample.

**TP: Terpenes Profile [WI-10-27]**

Analyst: CA

Test Date: 6/9/2020

Client sample analysis was performed using full evaporative technique (FET) headspace sample delivery and gas chromatographic (GC) compound separation. A combination of flame ionization detection (FID) and/or mass spectrometric (MS) detection with mass spectral confirmation against the National Institute of Standards and Technology (NIST) Mass Spectral Database, Revision 2017 were used. Chromatographic and/or mass spectral data were processed by quantitatively comparing the analytical peak areas against calibration curves prepared from certified reference standards.

**82858-TP**

Compound	CAS	Conc. (wt%)	Conc. (ppm)	Qualitative Profile
alpha-pinene	80-56-8	ND	ND	
camphene	79-92-5	ND	ND	
sabinene*	3387-41-5	ND	ND	
beta-myrcene	123-35-3	0.00137	13.7	
beta-pinene	127-91-3	ND	ND	
alpha-phellandrene	99-83-2	ND	ND	
delta-3-carene	13466-78-9	ND	ND	
alpha-terpinene	99-86-5	ND	ND	
alpha-ocimene	502-99-8	ND	ND	
D-limonene	138-86-3	ND	ND	
p-cymene	99-87-6	ND	ND	
cis-beta-ocimene	3338-55-4	ND	ND	
eucalyptol	470-82-6	ND	ND	
gamma-terpinene	99-85-4	ND	ND	
terpinolene	586-62-9	ND	ND	
linalool	78-70-6	ND	ND	
L-fenchone*	7787-20-4	ND	ND	
isopulegol	89-79-2	ND	ND	
menthol*	89-78-1	ND	ND	
geraniol	106-24-1	ND	ND	
beta-caryophyllene	87-44-5	0.00291	29.1	
alpha-humulene	6753-98-6	0.00106	10.6	
cis-nerolidol	3790-78-1	ND	ND	
trans-nerolidol	40716-66-3	ND	ND	
guaiol	489-86-1	ND	ND	
caryophyllene oxide	1139-30-6	ND	ND	
alpha-bisabolol	23089-26-1	<LOQ	<LOQ	

Total Terpene: &lt;0.1 wt%

\* Certified reference standard not available for this compound. Concentration is estimated using the response factor from alpha-pinene.

ND = None Detected above the Reporting Limit (RL) of 5 ppm.

**VC: Analysis of Volatile Organic Compounds [WI-10-28]**

Analyst: CA

Test Date: 6/8/2020

The client sample was analyzed by Head-Space Gas Chromatography (HS-GC). The collected data was compared to data collected for certified reference standards at known concentrations.

**82858-VC**

Compound	CAS	Amount <sup>1</sup>	Limit <sup>2</sup>	RL	Status
Propane	74-98-6	ND	1,000 ppm	100	PASS
Isobutane	75-28-5	ND	1,000 ppm	100	PASS
Butane	106-97-8	ND	1,000 ppm	100	PASS
Methanol	67-56-1	ND	3,000 ppm	100	PASS
Pentane	109-66-0	ND	5,000 ppm	100	PASS
Ethanol	64-17-5	ND	5,000 ppm	100	PASS
Acetone	67-64-1	ND	5,000 ppm	100	PASS
Isopropanol	67-63-0	ND	5,000 ppm	100	PASS
Acetonitrile	75-05-8	ND	410 ppm	100	PASS
Hexane	110-54-3	ND	290 ppm	100	PASS
Heptane	142-82-5	ND	5,000 ppm	100	PASS

1) ND = Not detected at a level greater than the Reporting Limit (RL).

2) In ppm, based on USP recommended limits for residual solvents, adopted by the Massachusetts Department of Public Health for cannabis concentrates and extracts on 3/31/16. Butane/Propane limits are based on limits established for state of Colorado.

(\*) For ethanol, as many formulations contain flavorings based on ethanol extracts of natural products, no status has been assigned.

**END OF REPORT**